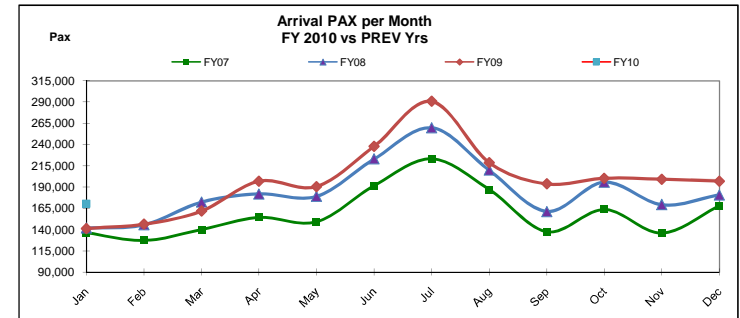


**HISTORICAL PASSENGERS (PAX)**  
**January 31, 2010**

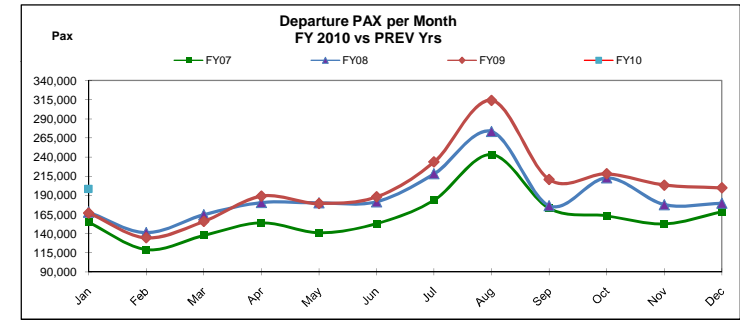
**TOTAL ARRIVAL PAX**

Month	FY10	FY09	Var %	FY08	Var %	FY07	Var %
Jan	170,280	141,465	20.37%	141,893	20.01%	136,584	24.67%
Feb		146,445	0.00%	145,788	0.00%	127,330	0.00%
Mar		161,812	0.00%	172,465	0.00%	140,178	0.00%
Apr		196,986	0.00%	182,056	0.00%	154,607	0.00%
May		190,696	0.00%	179,219	0.00%	149,341	0.00%
Jun		238,065	0.00%	223,175	0.00%	191,563	0.00%
Jul		290,910	0.00%	259,809	0.00%	223,250	0.00%
Aug		218,876	0.00%	210,013	0.00%	187,112	0.00%
Sep		193,841	0.00%	161,400	0.00%	137,692	0.00%
Oct		200,516	0.00%	195,852	0.00%	163,732	0.00%
Nov		199,302	0.00%	169,325	0.00%	135,874	0.00%
Dec		197,050	0.00%	180,855	0.00%	167,974	0.00%
YTD January	170,280	141,465	20.37%	141,893	20.01%	136,584	24.67%
Total		2,375,964		2,221,850		1,915,237	
Year-over-Year Growth		6.94%		16.01%			



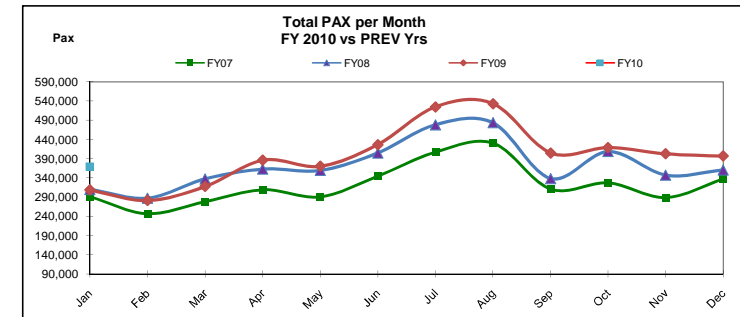
**TOTAL DEPARTURE PAX**

Month	FY10	FY09	Var %	FY08	Var %	FY07	Var %
Jan	198,182	167,021	18.66%	168,038	17.94%	154,803	28.02%
Feb		134,665	0.00%	141,376	0.00%	119,352	0.00%
Mar		155,989	0.00%	164,799	0.00%	137,580	0.00%
Apr		189,009	0.00%	180,695	0.00%	154,309	0.00%
May		179,498	0.00%	180,216	0.00%	141,320	0.00%
Jun		188,203	0.00%	181,706	0.00%	153,326	0.00%
Jul		233,716	0.00%	218,293	0.00%	183,774	0.00%
Aug		314,235	0.00%	273,545	0.00%	243,280	0.00%
Sep		210,831	0.00%	176,597	0.00%	173,131	0.00%
Oct		218,336	0.00%	212,812	0.00%	163,337	0.00%
Nov		203,441	0.00%	177,992	0.00%	152,870	0.00%
Dec		199,861	0.00%	179,892	0.00%	168,807	0.00%
YTD January	198,182	167,021	18.66%	168,038	17.94%	154,803	28.02%
Total		2,394,805		2,255,961		1,945,889	
Year-over-Year Growth		6.15%		15.93%			



**TOTAL PAX COMBINED**

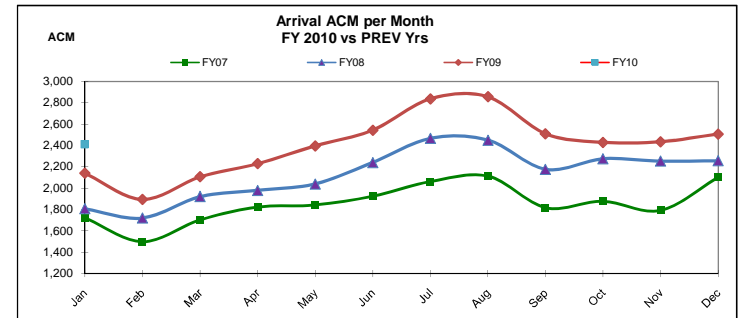
Month	FY10	FY09	Var %	FY08	Var %	FY07	Var %
Jan	368,462	308,486	19.44%	309,931	18.89%	291,387	26.45%
Feb		281,110	0.00%	287,164	0.00%	246,682	0.00%
Mar		317,801	0.00%	337,264	0.00%	277,758	0.00%
Apr		385,995	0.00%	362,751	0.00%	308,916	0.00%
May		370,194	0.00%	359,435	0.00%	290,661	0.00%
Jun		426,268	0.00%	404,881	0.00%	344,889	0.00%
Jul		524,626	0.00%	478,102	0.00%	407,024	0.00%
Aug		533,111	0.00%	483,558	0.00%	430,392	0.00%
Sep		404,672	0.00%	337,997	0.00%	310,823	0.00%
Oct		418,852	0.00%	408,664	0.00%	327,069	0.00%
Nov		402,743	0.00%	347,317	0.00%	288,744	0.00%
Dec		396,911	0.00%	360,747	0.00%	336,781	0.00%
YTD January	368,462	308,486	19.44%	309,931	18.89%	291,387	26.45%
Total		4,770,769		4,477,811		3,861,126	
Year-over-Year Growth		6.54%		15.97%			



**AIRCRAFT MOVEMENTS (ACM)**  
January 31, 2010

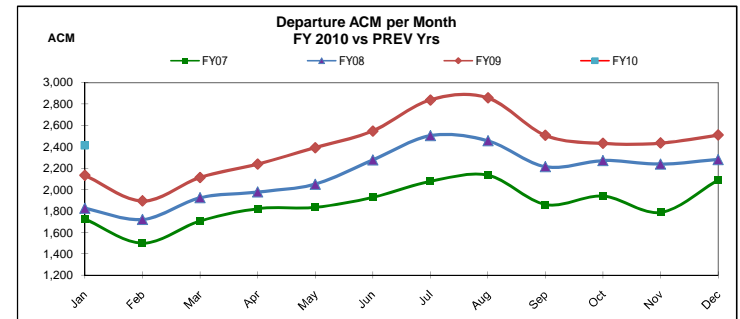
**TOTAL ARRIVAL ACM**

Month	FY10	FY09	Var %	FY08	Var %	FY07	Var %
Jan	2,410	2,139	12.67%	1,807	33.37%	1,722	39.95%
Feb		1,894	0.00%	1,721	0.00%	1,498	0.00%
Mar		2,106	0.00%	1,920	0.00%	1,702	0.00%
Apr		2,230	0.00%	1,979	0.00%	1,823	0.00%
May		2,396	0.00%	2,039	0.00%	1,842	0.00%
Jun		2,543	0.00%	2,240	0.00%	1,924	0.00%
Jul		2,836	0.00%	2,466	0.00%	2,063	0.00%
Aug		2,856	0.00%	2,449	0.00%	2,112	0.00%
Sep		2,509	0.00%	2,177	0.00%	1,818	0.00%
Oct		2,429	0.00%	2,275	0.00%	1,877	0.00%
Nov		2,434	0.00%	2,253	0.00%	1,791	0.00%
Dec		2,506	0.00%	2,256	0.00%	2,101	0.00%
YTD January	2,410	2,139	12.67%	1,807	33.37%	1,722	39.95%
Total		28,878		25,582		22,273	
Year-over-Year Growth		12.88%		14.86%			



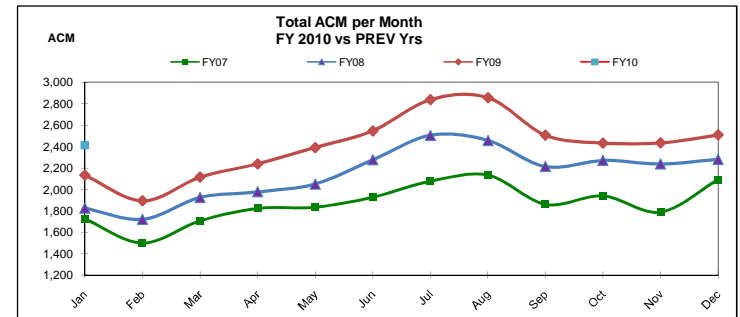
**TOTAL DEPARTURE ACM**

Month	FY10	FY09	Var %	FY08	Var %	FY07	Var %
Jan	2,401	2,132	12.62%	1,825	31.56%	1,725	39.19%
Feb		1,893	0.00%	1,720	0.00%	1,499	0.00%
Mar		2,114	0.00%	1,924	0.00%	1,706	0.00%
Apr		2,238	0.00%	1,977	0.00%	1,821	0.00%
May		2,391	0.00%	2,050	0.00%	1,834	0.00%
Jun		2,546	0.00%	2,276	0.00%	1,927	0.00%
Jul		2,837	0.00%	2,504	0.00%	2,076	0.00%
Aug		2,856	0.00%	2,456	0.00%	2,133	0.00%
Sep		2,506	0.00%	2,213	0.00%	1,860	0.00%
Oct		2,432	0.00%	2,270	0.00%	1,940	0.00%
Nov		2,434	0.00%	2,237	0.00%	1,788	0.00%
Dec		2,509	0.00%	2,280	0.00%	2,090	0.00%
YTD January	2,401	2,132	12.62%	1,825	31.56%	1,725	39.19%
Total		28,888		25,732		22,399	
Year-over-Year Growth		12.26%		14.88%			



**TOTAL ACM COMBINED**

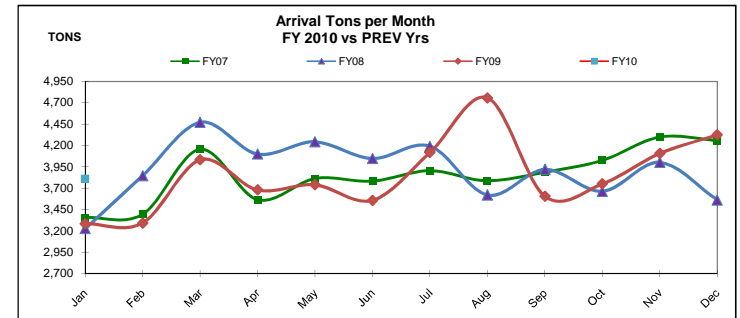
Month	FY10	FY09	Var %	FY08	Var %	FY07	Var %
Jan	4,811	4,271	12.64%	3,632	32.46%	3,447	39.57%
Feb		3,787	0.00%	3,441	0.00%	2,997	0.00%
Mar		4,220	0.00%	3,844	0.00%	3,408	0.00%
Apr		4,468	0.00%	3,956	0.00%	3,644	0.00%
May		4,787	0.00%	4,089	0.00%	3,676	0.00%
Jun		5,089	0.00%	4,516	0.00%	3,851	0.00%
Jul		5,673	0.00%	4,970	0.00%	4,139	0.00%
Aug		5,712	0.00%	4,905	0.00%	4,245	0.00%
Sep		5,015	0.00%	4,390	0.00%	3,678	0.00%
Oct		4,861	0.00%	4,545	0.00%	3,817	0.00%
Nov		4,868	0.00%	4,490	0.00%	3,579	0.00%
Dec		5,015	0.00%	4,536	0.00%	4,191	0.00%
YTD January	4,811	4,271	12.64%	3,632	32.46%	3,447	39.57%
Total		57,766		51,314		44,672	
Year-over-Year Growth		12.57%		14.87%			



**CARGO (TONS)**  
**January 31, 2010**

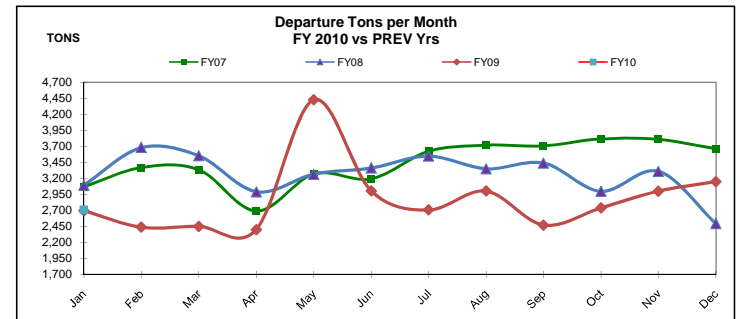
**CARGO (TONS) ARRIVAL**

Month	FY10	FY09	Var %	FY08	Var %	FY07	Var %
Jan	3,809	3,285	15.95%	3,227	18.01%	3,356	13.48%
Feb		3,293	0.00%	3,847	0.00%	3,396	0.00%
Mar		4,033	0.00%	4,471	0.00%	4,156	0.00%
Apr		3,681	0.00%	4,100	0.00%	3,565	0.00%
May		3,739	0.00%	4,242	0.00%	3,813	0.00%
Jun		3,557	0.00%	4,048	0.00%	3,783	0.00%
Jul		4,118	0.00%	4,192	0.00%	3,904	0.00%
Aug		4,757	0.00%	3,619	0.00%	3,787	0.00%
Sep		3,605	0.00%	3,919	0.00%	3,887	0.00%
Oct		3,752	0.00%	3,664	0.00%	4,025	0.00%
Nov		4,108	0.00%	4,002	0.00%	4,299	0.00%
Dec		4,324	0.00%	3,562	0.00%	4,257	0.00%
YTD January	3,809	3,285	15.95%	3,227	18.01%	3,356	13.48%
Total		46,250		46,893		46,228	
Year-over-Year Growth		-1.37%		1.44%			



**CARGO (TONS) DEPARTURE**

Month	FY10	FY09	Var %	FY08	Var %	FY07	Var %
Jan	2,706	2,695	0.42%	3,093	-12.49%	3,067	-11.75%
Feb		2,436	0.00%	3,680	0.00%	3,369	0.00%
Mar		2,451	0.00%	3,551	0.00%	3,334	0.00%
Apr		2,400	0.00%	2,989	0.00%	2,688	0.00%
May		4,427	0.00%	3,265	0.00%	3,269	0.00%
Jun		3,005	0.00%	3,360	0.00%	3,192	0.00%
Jul		2,707	0.00%	3,546	0.00%	3,621	0.00%
Aug		3,002	0.00%	3,350	0.00%	3,716	0.00%
Sep		2,469	0.00%	3,438	0.00%	3,706	0.00%
Oct		2,737	0.00%	2,997	0.00%	3,815	0.00%
Nov		2,998	0.00%	3,309	0.00%	3,809	0.00%
Dec		3,150	0.00%	2,491	0.00%	3,662	0.00%
YTD January	2,706	2,695	0.42%	3,093	-12.49%	3,067	-11.75%
Total		34,477		39,069		41,247	
Year-over-Year Growth		-11.75%		-5.28%			



**TOTAL CARGO (TONS) COMBINED**

Month	FY10	FY09	Var %	FY08	Var %	FY07	Var %
Jan	6,515	5,980	8.95%	6,320	3.09%	6,423	1.43%
Feb		5,729	0.00%	7,526	0.00%	6,765	0.00%
Mar		6,483	0.00%	8,021	0.00%	7,490	0.00%
Apr		6,081	0.00%	7,089	0.00%	6,253	0.00%
May		8,166	0.00%	7,507	0.00%	7,082	0.00%
Jun		6,562	0.00%	7,408	0.00%	6,974	0.00%
Jul		6,825	0.00%	7,738	0.00%	7,525	0.00%
Aug		7,759	0.00%	6,969	0.00%	7,504	0.00%
Sep		6,074	0.00%	7,357	0.00%	7,592	0.00%
Oct		6,489	0.00%	6,661	0.00%	7,840	0.00%
Nov		7,106	0.00%	7,312	0.00%	8,108	0.00%
Dec		7,474	0.00%	6,053	0.00%	7,919	0.00%
YTD January	6,515	5,980	8.95%	6,320	3.09%	6,423	1.43%
Total		80,727		85,962		87,475	
Year-over-Year Growth		-6.09%		-1.73%			

